

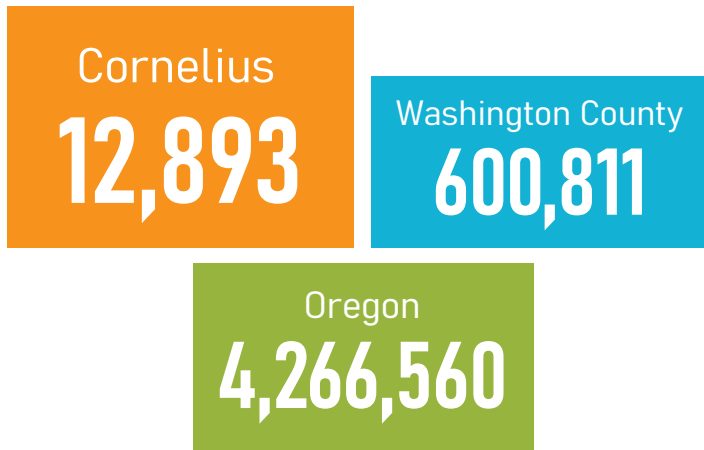


Our Community Profile

Cornelius Vision 2040 will bring community aspirations and values together to create an inspiring shared image of the future that both guides and unites the community as the City continues to grow. It will work as the foundation to a variety of future planning efforts such as the Vision Implementation Plan, the Comprehensive Plan Update, and the Parks Master Plan.

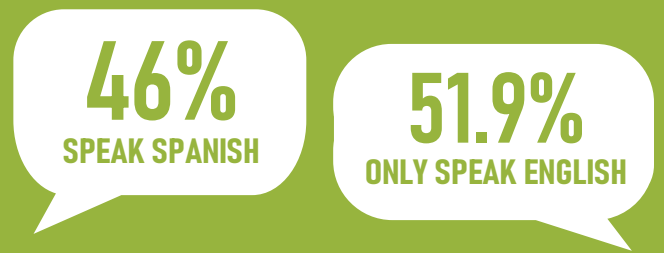
Our Population

Cornelius is expected to have significant growth over the next 20 years, with an annual growth rate of 5.15%. By 2040 Cornelius is expected to grow to over 40,000 residents.



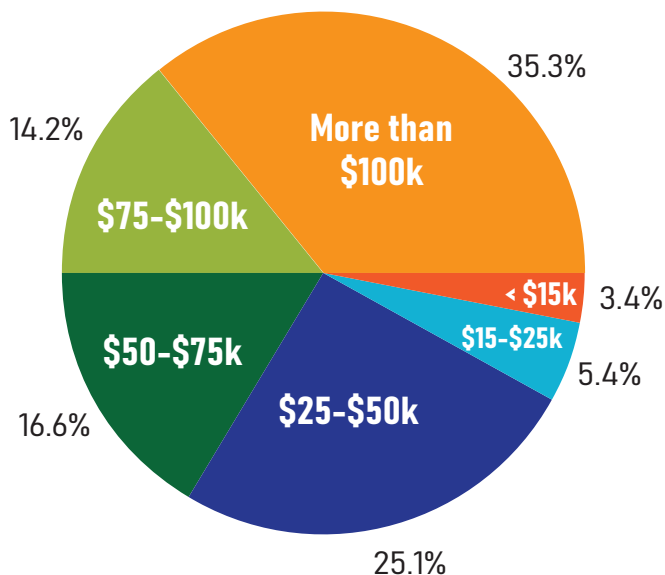
Our Languages

In Cornelius 46.0 percent of the population speaks Spanish, which is significantly higher compared to Washington County (11.6%).



Our Earnings

The median household income in Cornelius is \$72,917 per year, which is lower than the median household income for Washington County at \$92,025 per year.



Our Parks

Cornelius currently has approximately double the parks today than identified within the 2009 Parks Master Plan. Parks such as 7th Avenue Park, Greystone Park, and Hummingbird Park are just some of the 12 new parks added since 2009.



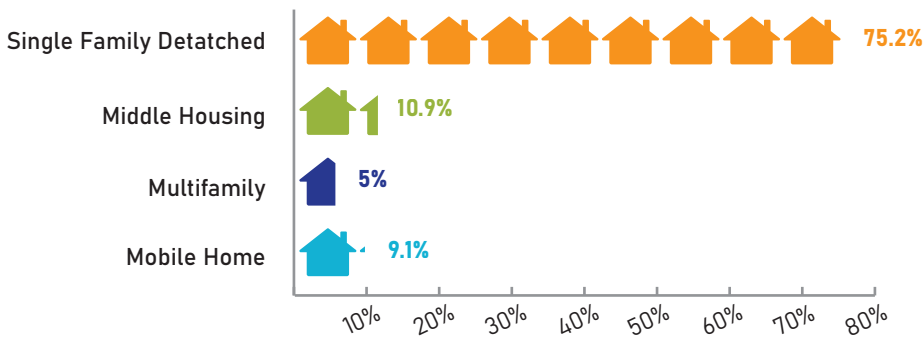
Our Jobs

Most employees work for private companies (81.2%) in Cornelius. The highest employment sector in Cornelius is manufacturing. Other leading employment sectors include education services, healthcare, and social services as well as retail trade.



Our Homes

Renters make up about one quarter of residents in Cornelius, with the median gross rent over the 2017–2021 period being \$1,384. Homeowners make up a higher percentage of residents (74.3%), with the average housing value ranging between \$300,000 and \$499,999 for the 2017–2021 period.



Jobs to Housing Ratio


Cornelius currently has a low jobs-to-housing ratio, there are 2,875 jobs in Cornelius and an estimated 3,537 households in Cornelius.

0.8 Jobs per Household

64.8% Employment Rate

Our Commute

Commuting times take **an average of 29 minutes** for commuters, with most driving to work alone. Others carpool, take public transportation, walk, or work from home. About 0.6% of workers use other means of travel.



Avg. Commute

29 Min

5650

people in Cornelius and work elsewhere

350

people live and work in Cornelius

2525

people work in Cornelius and live elsewhere

Sources

Niche- School Districts in Cornelius (<https://www.niche.com/k12/search/best-school-districts/t/cornelius-washington-or/>)

U.S. Census Bureau, American Community Survey 2017–2021 5-Year Estimates

Cornelius Gazette- Events (<https://www.corneliusor.gov/community/page/august-2023>)

City of Cornelius 2020 Housing Needs Assessment

City of Cornelius- Park Locations & Amenities (<https://www.corneliusor.gov/parksites>)